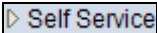

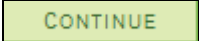


9_0 GFOXU Grades - Viewing Grades

Step	Action
1.	<p>Logging In:</p> <p>In a browser window, go to mygfu.georgefox.edu, or follow the links in Bruindata.</p> <p>Log in using your George Fox userID and password.</p>
2.	<p>Click the Self Service link.</p> 
3.	<p>Click the Enrollment link.</p>
4.	<p>Click the View My Grades link.</p>
5.	<p>Select the term. In this example, click the 2008 Fall Term option.</p> 
6.	<p>Click the Continue button.</p> 
7.	<p>You'll see your grades for this term.</p>
8.	<p>End of Procedure.</p>