




9_0 GFOXU Check To Do List

Step	Action
1.	<p>Logging In:</p> <p>In a browser window, go to mygfu.georgefox.edu.</p> <p>Log in using your George Fox userID and password.</p>
2.	<p>Click the Self Service link.</p> 
3.	<p>Click the Student Center link.</p>
4.	<p>Click the Details link in the To Do List area on the right of the screen.</p> 
5.	<p>You'll see a list of current To Do items. In this example, you are missing your Exit Loan Counseling. Click the Exit Loan Counseling link.</p>
6.	<p>You'll see a description of the item and information on what to do next. Click the Return button when you're done with this screen.</p> 
7.	<p>End of Procedure.</p>